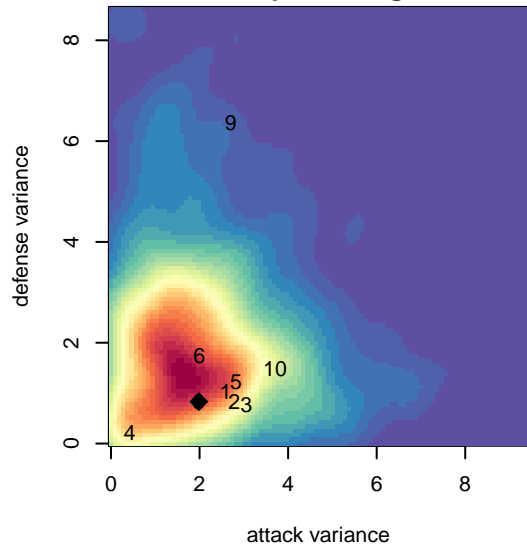
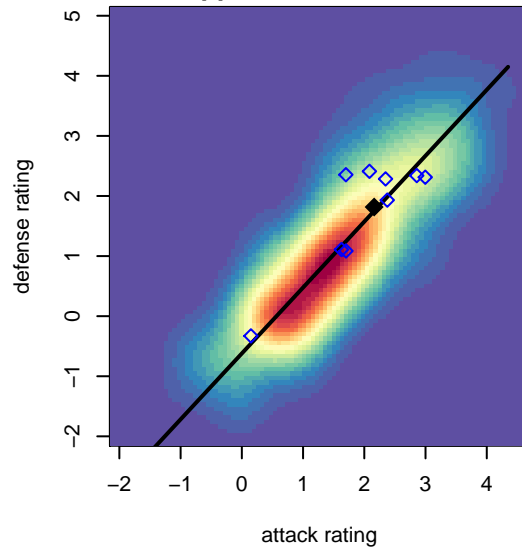


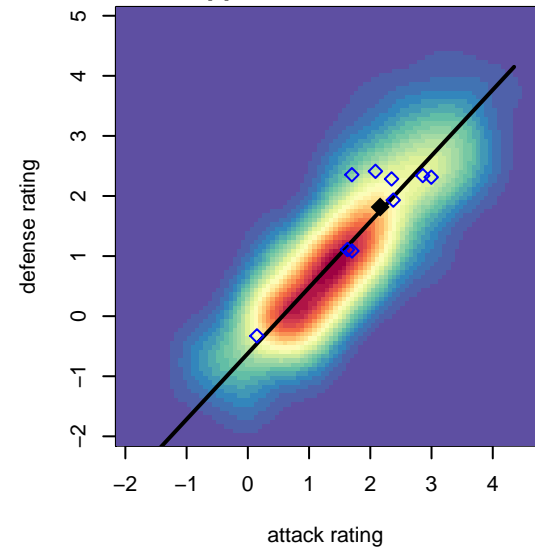
**attack and defense variance (black dot)
relative to other teams
and top 10 in region**



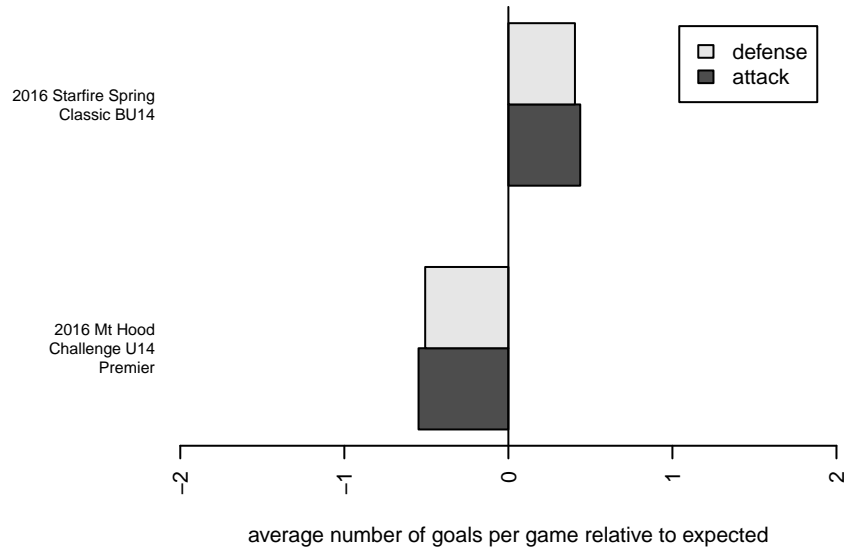
**attack and defense rating
relative to others at age
and all opponents in last 13 months**



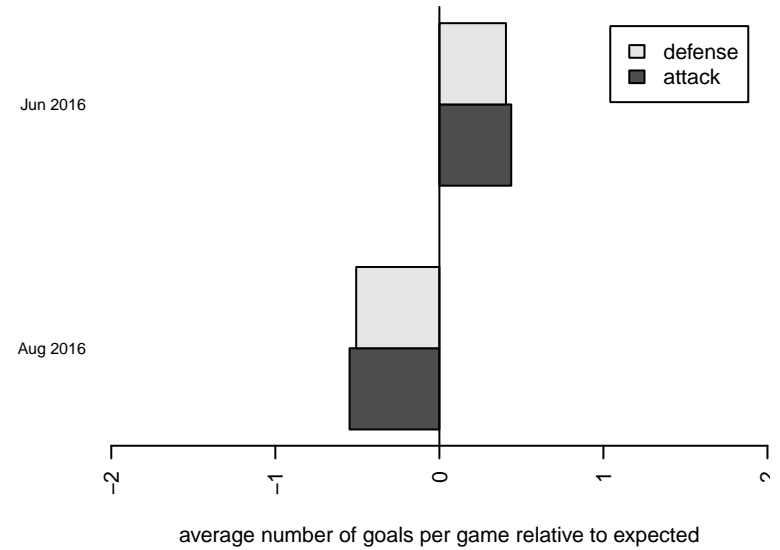
**attack and defense rating
relative to others at age
and all opponents in last 13 months**



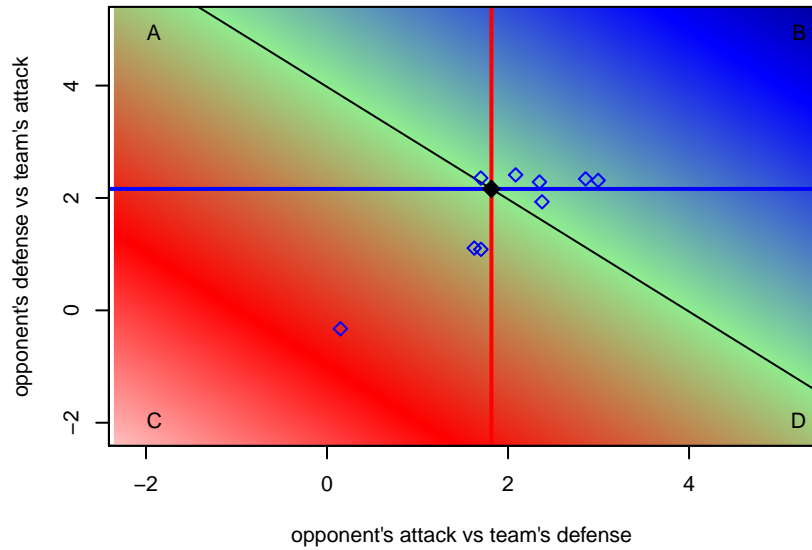
Performance relative to 13 month average



Performance relative to 13 month average



Distribution of opponents
 Red = Lose zone, Blue = Win zone, Green = Even
 Black line separates win/lose zones



lot. A=Neither has attack advantage, B=Opponent has both attack and defense advantage, C=Opponent has both attack and defense disadvantage, D=Both have

date	home		away		venue	pred.home	pred.away
2016-08-07	FWFC Blue B03	3	LASC Guerreros B03	1	2016 Mt Hood Challenge U14 Premier	1.51	1.59
2016-08-06	FC Portland Navy B03	4	LASC Guerreros B03	0	2016 Mt Hood Challenge U14 Premier	2.91	0.78
2016-08-06	Capital FC Timbers Red B03	2	LASC Guerreros B03	1	2016 Mt Hood Challenge U14 Premier	1.45	0.93
2016-08-05	Forza FC West B03	0	LASC Guerreros B03	0	2016 Mt Hood Challenge U14 Premier	1.10	0.89
2016-06-12	NK Fire B03	0	LASC Guerreros B03	6	2016 Starfire Spring Classic BU14	0.89	3.42
2016-06-12	LASC Guerreros B03	1	TNT Development B03	0	2016 Starfire Spring Classic BU14	0.91	0.89
2016-06-12	LASC Guerreros B03	2	Missoula Strikers B03	3	2016 Starfire Spring Classic BU14	0.93	3.28
2016-06-11	LASC Guerreros B03	4	STU Evolution Blanco B03	1	2016 Starfire Spring Classic BU14	3.17	0.81
2016-06-11	Fenix FC B03	0	LASC Guerreros B03	9	2016 Starfire Spring Classic BU14	0.17	11.37